

COPYRIGHT © Hangzhou EZVIZ Software Co., Ltd.. ALL RIGHTS RESERVED.

Any and all information, including, among others, wordings, pictures, graphs are the properties of Hangzhou EZVIZ Software Co., Ltd. (hereinafter referred to as "EZVIZ"). This user manual (hereinafter referred to as "the Manual") cannot be reproduced, changed, translated, or distributed, partially or wholly, by any means, without the prior written permission of EZVIZ. Unless otherwise stipulated, EZVIZ does not make any warranties, guarantees or representations, express or implied, regarding to the Manual.


About this Manual

The Manual includes instructions for using and managing the product. Pictures, charts, images and all other information hereinafter are for description and explanation only. The information contained in the Manual is subject to change, without notice, due to firmware updates or other reasons. Please find the latest version in the EZVIZ™ website (<http://www.ezvizlife.com>).

Revision Record

New release – September, 2021

Trademarks Acknowledgement

EZVIZ™, ™, and other EZVIZ' s trademarks and logos are the properties of EZVIZ in various jurisdictions. Other trademarks and logos mentioned below are the properties of their respective owners.

Legal Disclaimer

TO THE MAXIMUM EXTENT PERMITTED BY APPLICABLE LAW, THE PRODUCT DESCRIBED, WITH ITS HARDWARE, SOFTWARE AND FIRMWARE, IS PROVIDED "AS IS", WITH ALL FAULTS AND ERRORS, AND EZVIZ MAKES NO WARRANTIES, EXPRESS OR IMPLIED, INCLUDING WITHOUT LIMITATION, MERCHANTABILITY, SATISFACTORY QUALITY, FITNESS FOR A PARTICULAR PURPOSE, AND NON-INFRINGEMENT OF THIRD PARTY. IN NO EVENT WILL EZVIZ, ITS DIRECTORS, OFFICERS, EMPLOYEES, OR AGENTS BE LIABLE TO YOU FOR ANY SPECIAL, CONSEQUENTIAL, INCIDENTAL, OR INDIRECT DAMAGES, INCLUDING, AMONG OTHERS, DAMAGES FOR LOSS OF BUSINESS PROFITS, BUSINESS INTERRUPTION, OR LOSS OF DATA OR DOCUMENTATION, IN CONNECTION WITH THE USE OF THIS PRODUCT, EVEN IF EZVIZ HAS BEEN ADVISED OF THE POSSIBILITY OF SUCH DAMAGES.

TO THE MAXIMUM EXTENT PERMITTED BY APPLICABLE LAW, IN NO EVENT SHALL EZVIZ' S TOTAL LIABILITY FOR ALL DAMAGES EXCEED THE ORIGINAL PURCHASE PRICE OF THE PRODUCT.

EZVIZ DOES NOT UNDERTAKE ANY LIABILITY FOR PERSONAL INJURY OR PROPERTY DAMAGE AS THE RESULT OF PRODUCT INTERRUPTION OR SERVICE TERMINATION CAUSED BY: A) IMPROPER INSTALLATION OR USAGE OTHER THAN AS REQUESTED; B) THE PROTECTION OF NATIONAL OR PUBLIC INTERESTS; C) FORCE MAJEURE; D) YOURSELF OR THE THIRD PARTY, INCLUDING WITHOUT LIMITATION, USING ANY THIRD PARTY' S PRODUCTS, SOFTWARE, APPLICATIONS, AND AMONG OTHERS.


REGARDING TO THE PRODUCT WITH INTERNET ACCESS, THE USE OF PRODUCT SHALL BE WHOLLY AT YOUR OWN RISKS. EZVIZ SHALL NOT TAKE ANY RESPONSIBILITIES FOR ABNORMAL OPERATION, PRIVACY LEAKAGE OR OTHER DAMAGES RESULTING FROM CYBER ATTACK, HACKER ATTACK, VIRUS INSPECTION, OR OTHER INTERNET SECURITY RISKS; HOWEVER, EZVIZ WILL PROVIDE TIMELY TECHNICAL SUPPORT IF REQUIRED. SURVEILLANCE LAWS AND DATA PROTECTION LAWS VARY BY JURISDICTION. PLEASE CHECK ALL RELEVANT LAWS IN YOUR JURISDICTION BEFORE USING THIS PRODUCT IN ORDER TO ENSURE THAT YOUR USE CONFORMS TO THE APPLICABLE LAW. EZVIZ SHALL NOT BE LIABLE IN THE EVENT THAT THIS PRODUCT IS USED WITH ILLEGITIMATE PURPOSES.

IN THE EVENT OF ANY CONFLICTS BETWEEN THE ABOVE AND THE APPLICABLE LAW, THE LATTER PREVAILS.

□□.....	1
1. □□□□.....	1
2. □□□□.....	1
□□.....	2
□□□□□□□.....	2
□□□□.....	2
□□.....	3
□□□□.....	4

概覽

1. 包裝內容



空氣淨化器 (x1)

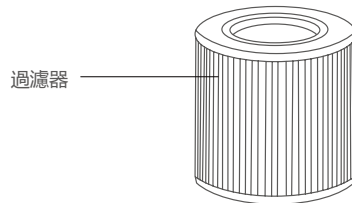
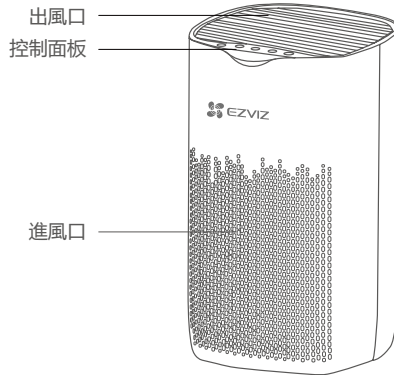


快速使用指南 (x1)



法規資訊 (x1)

2. 基本說明



規格

說明	空氣淨化器
機型	CS-EB250A
煙霧 CADR	250m³/h
電壓	220-240V~, 50Hz; 220-230V~, 60Hz
額定功率	45W; 63W
總重/淨重	4.3/3.4kg
尺寸	238 mm x 238 mm x 409 mm

空氣品質指示燈



綠色



黃色



紅色







微細顆粒物 (PM2.5) 指示

空氣品質	顏色指示
良好	綠色
不良	黃色
嚴重	紅色

控制面板

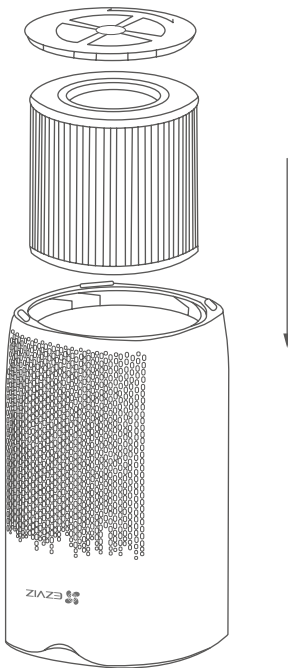


圖示	說明
	開啟 / 關閉電源

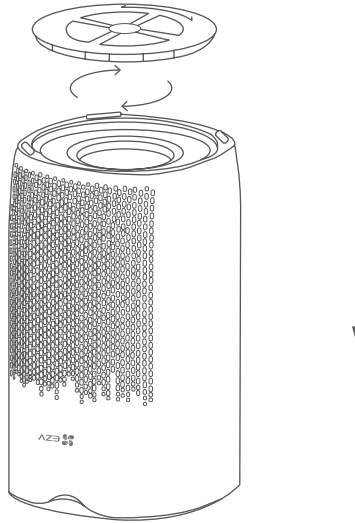
	<p>點按風扇速度按鈕即可選取所欲運作速度。 休眠模式：低噪音運作，睡眠的理想選擇</p> <p>1：低速運作 2：中速運作 3：高速運作</p>
	<p>點按裝置的自動模式按鈕，即可根據房間的空氣品質自動調整風扇速度。</p>
	<p>點按計時器按鈕即可為裝置設定定時關機，將其配置為在指定的持續時間後自動關閉。</p> <p>1：選取後，裝置將在 1 小時後自動關機。 2：選取後，裝置將在 2 小時後自動關機。 4：選取後，裝置將在 4 小時後自動關機。 8：選取後，裝置將在 8 小時後自動關機。</p>
	<p>開啟和關閉電離器。</p>
	<p>當過濾器達到其建議使用壽命時，「ION」會閃爍，提醒使用者盡快更換過濾器。更換過濾器後，按住「ION」按鈕 5 秒即可重設過濾器計時器，然後一旦成功重設過濾器計時器，便會聽到長嗶聲。</p>
	<p>按住「FAN」按鈕 5 秒即可啟用 / 停用裝置的兒童鎖功能。</p>

安裝

1. 從產品底部握住旋轉蓋，然後逆時針旋轉至鎖定方向以取出過濾器。取下濾袋，並將產品放回機器內。



2. 在過濾器置入機器後，將底蓋的三角形與機器上的三角形對齊，並順時針將其轉緊。



故障排除

問題	可能原因	解決方法
無法開啟本單元	電源線未牢固地插入插座	牢固地將單元插入
	前蓋不牢固	前蓋務必關牢
工作時聲音異常或氣流低	檢查過濾器 PE 袋是否已取下	取下過濾器 PE 袋
	檢查進風口和出風口是否堵塞	關閉本單元並移除障礙物
異味	單元為新組裝的單元	異味很快就會消失
	如果有人吸菸	一段時間後異味就會消失
	如果過濾器吸附了太多煙霧	清潔或更換過濾器
	是時候更換過濾器了	